

MEDIUM VOLTAGE CAPACITOR FUSES/A100C-A550C



MEDIUM VOLTAGE CAPACITOR FUSES

Ferraz Shawmut capacitor fuses are designed to ANSI C37-41. They are current limiting operating without noise or discharge and are designed to be used indoors in a general purpose enclosure or outdoors in a weatherproof enclosure. These are non-disconnecting fuses requiring the use of a disconnect switch. These capacitor fuses provide both short circuit and overload protection and are intended to protect against capacitor case rupture or dielectric failure within the capacitor.

The various mounting configurations offer manufacturers a wide range of cost and space saving solutions and a large choice of equivalent products to users.

E

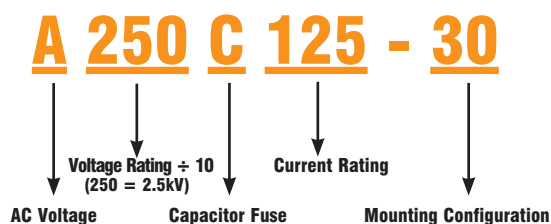
APPLICATIONS:

- Capacitor Protection
- Power Factor Correction Equipment
- Harmonic Filtering Equipment
- Induction Heating System
- High Power Drive
- Welders

Features/Benefits

- High interrupting capacity
- Current limitation
- Blown fuse indication
- Direct mount
- Clip style mount
- Bus mount
- Non-venting for silent operation

Catalog Numbering System



Ratings

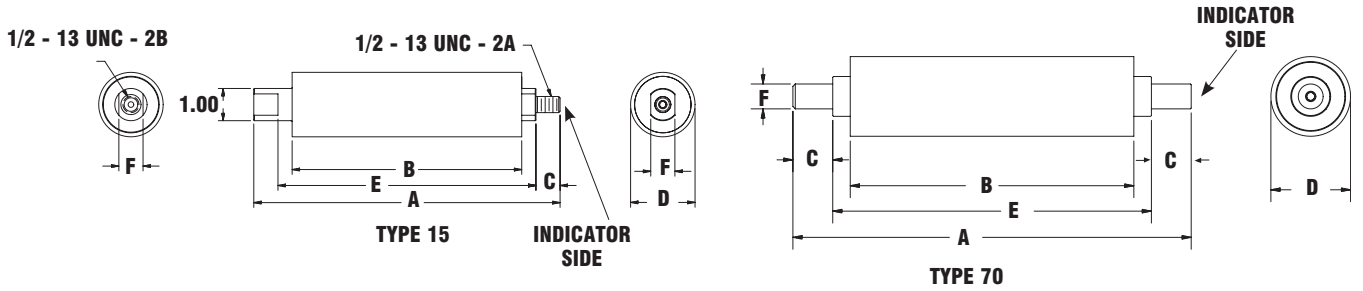
- **A100C**
AC: 25 to 125 Amps, 1000 V Maximum, 50 kA I.R. Sym.
- **A150C**
AC: 25 to 200 Amps, 1500 V Maximum, 40 kA I.R. Sym.
- **A250C**
AC: 25 to 200 Amps, 2500 V Maximum, 50 kA I.R. Sym.
- **A300C**
AC: 50 to 175 Amps, 3000 V Maximum, 50 kA I.R. Sym.
- **A430C**
AC: 6 to 100 Amps, 4300 V Maximum, 65 kA I.R. Sym.
- **A550C**
AC: 6 to 50 Amps, 5500 V Maximum, 65 kA I.R. Sym.

MEDIUM VOLTAGE CAPACITOR FUSES/A550C

5.5 kV

Catalog Numbers, Ampere Ratings, Dimensions

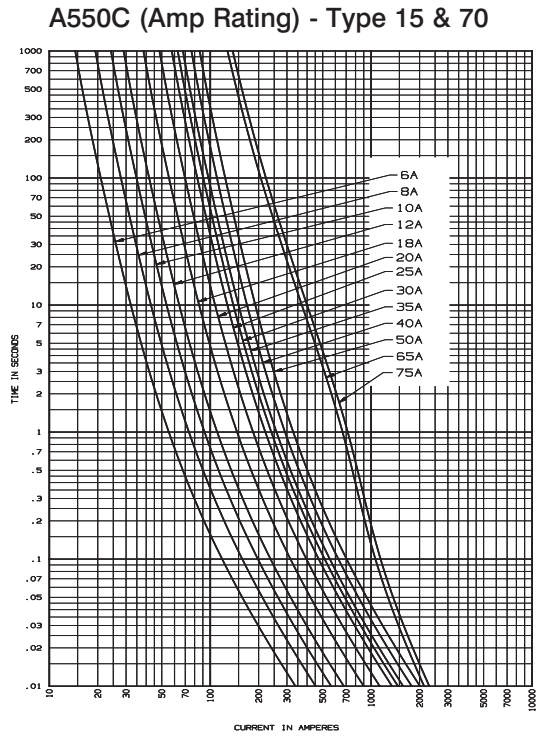
Part Number	Ampere Rating	Melting I _t (kA·s)	Maximum Clearing I _t (kA·s)	Maximum 1 Phase Interrupting Rating (kA)	Overall Length Inches (mm)	Tube Length Inches (mm)	Indicator Housing Inches (mm)	Body Dia Inches (mm)	Bracket Dimensions Inches (mm)	
5.5 kV Max Type 15 external female to bolt					A	B	C	D	E	F
A550C6-15	6	0.4	2.49	65 kA @ 5500V RMS Sym	9.50 (241.3)	7.12 (180.8)	.75 (19.1)	2.00 (50.8)	8.00 (203.2)	.75 (19.1)
A550C8-15	8	0.73	4.31							
A550C10-15	10	1.14	6.38							
A550C12-15	12	1.6	8.64							
A550C18-15	18	3	15							
A550C20-15	20	4.5	22.1							
A550C25-15	25	6.5	31.2							
A550C30-15	30	7.7	36.2							
A550C35-15	35	9	41.4							
A550C40-15	40	12	54.6							
A550C50-15	50	15	68	50 kA @ 5500V RMS Sym						
A550C65-15	65	35	156							
A550C75-15	75	43	186							
5.5 kV Max Type 70 tube to tube										
A550C6-70	6	0.4	2.49	65 kA @ 5500V RMS Sym	10.00 (254.0)	7.12 (180.8)	1.00 (25.4)	2.00 (50.8)	8.00 (203.2)	.63 (15.9)
A550C8-70	8	0.73	4.31							
A550C10-70	10	1.14	6.38							
A550C12-70	12	1.6	8.64							
A550C18-70	18	3	15							
A550C20-70	20	4.5	22.1							
A550C25-70	25	6.5	31.2							
A550C30-70	30	7.7	36.2							
A550C35-70	35	9	41.4							
A550C40-70	40	12	54.6							
A550C50-70	50	15	68	50 kA @ 5500V RMS Sym						
A550C65-70	65	35	156							
A550C75-70	75	43	186							



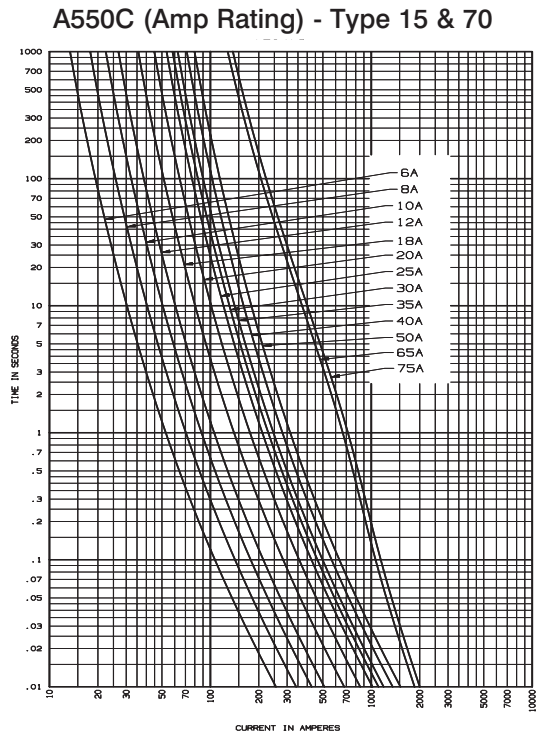
MEDIUM VOLTAGE CAPACITOR FUSES/A550C

5.5 kV

Total Clearing Time-Current Data 5.5kV Type 15 & 70



Minimum Melting Time-Current Data 5.5kV Type 15 & 70



Peak Let-Thru Current Data 5.5kV Type 15 & 70

