

# 660VDC

## FERRULE FUSES/SPECIAL PURPOSE

SIZE: 27X60



### Ratings

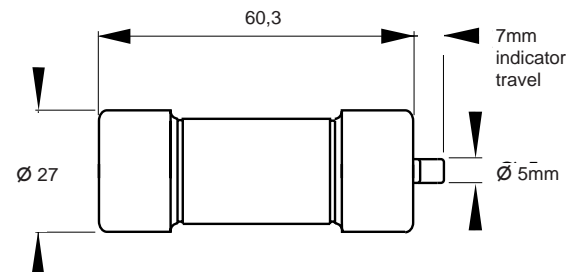
- 0.8 to 110 Amps
- 660VDC at 50kA  
I.R./R=15mSec

### Features/Benefits

- **Full Range** D.C. operation
- **27x60mm** ceramic cylindrical body
- **Blown Fuse** indicator striker
- **UL** component  
File E76398



### ➤ Dimensions



Indicator Trip Force: 4.5N (1lb) at 0mm-2.5N (1/2lb) at 7mm (1/4")

### APPLICATIONS DATA

SIZE (mm)	CURRENT RATING I <sub>N</sub> (A)	INTERRUPTING RATING	WATTS LOSS		CATALOG NUMBER	REF. NUMBER
			0.8 I <sub>N</sub>	I <sub>N</sub>		
27 x 60	0.8	@ 660V DC 50kA L/R = 15ms	0.25	0.4	CC 6,621 CP gRB 27x60/0.8	H098585
	1		0.25	0.4	CC 6,621 CP gRB 27x60/1	J098586
	1.5		0.35	0.6	CC 6,621 CP gRB 27x60/1.5	K098587
	2		0.4	0.7	CC 6,621 CP gRB 27x60/2	P098591
	3.15		0.6	1	CC 6,621 CP gRB 27x60/3.15	Q098592
	4		0.6	1	CC 6,621 CP gRB 27x60/4	R098593
	5		0.7	1.1	CC 6,621 CP gRB 27x60/5	T098595
	6.3		0.8	1.3	CC 6,621 CP gRB 27x60/6.3	Z098600
	8		1.2	2	CC 6,621 CP gRB 27x60/8	L076301
	10		1.3	2.3	CC 6,621 CP gRB 27x60/10	M076302
	12		1.4	2.4	CC 6,621 CP gRB 27x60/12	L075703
	16		1.9	3.3	CC 6,621 CP gRB 27x60/16	N076303
	20		2.4	4.1	CC 6,621 CP gRB 27x60/20	C077006
	25		2.8	4.7	CC 6,621 CP gRB 27x60/25	M075635
	32		3.5	6	CC 6,621 CP gRB 27x60/32	P076304
	40		4.7	8	CC 6,621 CP gRB 27x60/40	Q076305
50	4.8	8.3	CC 6,621 CP gRB 27x60/50	R076306		
63	5.6	9.6	CC 6,621 CP gRB 27x60/63	P079961		
80	6.4	11.2	CC 6,621 CP gRB 27x60/80	S079964		
100	7.4	12.9	CC 6,621 CP gRB 27x60/100	T099400		
110	7.7	13.7	CC 6,621 CP gRB 27x60/110	S076307		

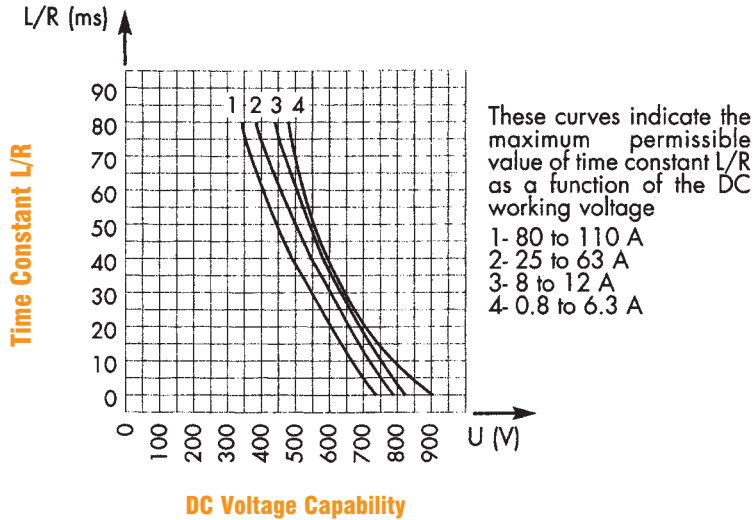
Blown fuse indicator minimum trip voltage: 20V

# 660VDC

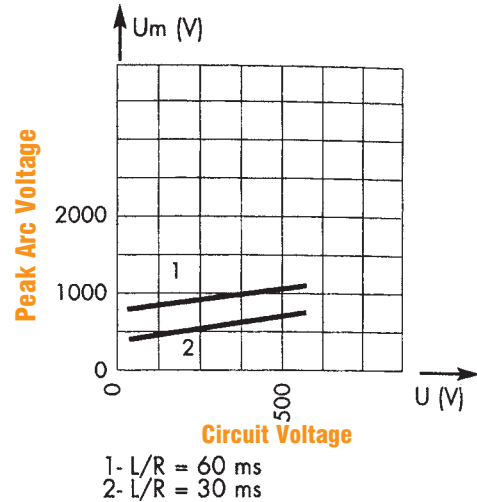
## FERRULE FUSES/SPECIAL PURPOSE

### ELECTRICAL CHARACTERISTICS

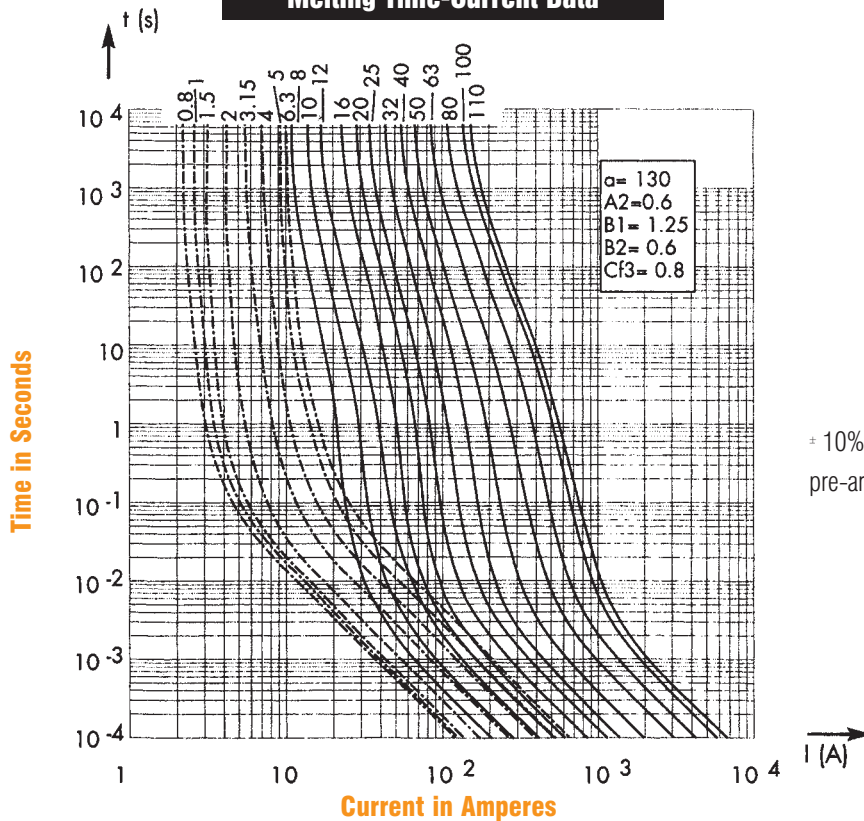
#### DC Voltage Capability vs. Time Constant



#### Peak Arc Voltage vs. Working Voltage



#### Melting Time-Current Data



± 10% tolerance for mean pre-arcing (melting) current

Above Curves indicate, for each rated current, pre-arcing (melting) time vs. R.M.S pre-arcing (melting) current

